

OUR EXTERNAL BODY PARTS

1. **HEAD** - It is the part of the body above the neck. It has brain which helps us to think, learn, create and feel happy or sad. It controls the working of many organs in our body.
2. **NECK** - It joins our head to the rest of our body and helps the head to move. The movement of the neck helps us to see in different directions.
3. **CHEST** - Important organs such as lungs and heart are located inside our chest. Ribcage protects them.
4. **ABDOMEN** - It is the soft part below our ribcage. It contains liver, stomach and the intestines.

CHEST AND ABDOMEN FORMS PARTS OF TORSO.

5. **LIMBS** - It is divided into upper limbs (arms) and lower limbs (legs).



PARTS OF AN ARM

6. **BONES** - They are the hardest parts of our body. They give our body shape and protect the soft body parts.
7. **MUSCLES** - They are the layers of flesh. They control all movements of the body and the amount of force we can exert. Without muscles, we can't even blink.

Q1. Fill in the blanks:

Neck	Arms	Abdomen	Ribcage	Chest
-------------	-------------	----------------	----------------	--------------

a. The _____ in the chest protects important internal organs such as the lungs and the heart.

b. The soft part of the body below the ribcage is the _____.

c. _____ and abdomen form part of our torso.

d. _____ form the upper limbs.

e. Our _____ joins the head to the rest of our body.

Q2. Write the functions of the following:

a. Brain - _____

b. Ribcage - _____

c. Arms - _____

d. Legs - _____

e. Bones - _____

f. Muscles - _____

Q3. Write the names of parts of an arm.

ST. THOMAS SCHOOL, SAHIBABAD
COMPUTER WORKSHEET
WORKSHEET – 5 (2020-21)
CLASS – III

1. Choose the correct answer and fill in the blanks.

- (a) There are _____ keys in a keyboard. (204/104/100)
- (b) _____ is the longest key in keyboard. (enter key / control key/ spacebar)
- (c)
- (d) The _____ is used for typing words which can be seen on the monitor. (keyboard/mouse/paint brush)
- (e) _____ keys have alphabet A-Z. (Alphabet / Numeric/ number)
- (f) We use _____ key to move to the next line. (Delete/ enter)

2. Color the spelling and write in the missing letter in the space provided:

- (A) S _ a c _ b _ r
- (B) D e _ e _ e
- (C) B _ c _ s _ a _ c _
- (D) C a _ s l _ _ k
- (E) S _ i _ t

3. Answer the following questions.

- (A) What is pressing the left button twice quickly called ?

Note- All the worksheets to be done in separate notebook.

Adjectives Practice

Words that describe things are called adjectives. Find all the adjectives on the ground and write them on the kites! Use both spaces on the box kites.



pretty little the at orange what follow bird kite string white
short when bright tail friend she sell ran hello him move monster

House - Bedroom

© www.kids-pages.com

I. Write the correct number next to the words:

chandelier _____	wardrobe _____	bedside _____	toys _____	poster _____
bed _____	lamp _____	curtains _____	slippers _____	parrot _____
table _____	chair _____	window _____	radio _____	aquarium _____
shelf _____	drawers _____	guitar _____	camera _____	globe _____



II. Complete the following sentences using these prepositions: in, on, behind, next to, above, between, under, in front of:

1. There is a chandelier.....the bed.
2. The slippers are.....the bed.
3. The ball is.....the table.
4. There is a parrot.....the cage.
5. The lamp is.....the bedside.
6. The poster is.....the bed.
7. The aquarium is.....the shelves.
8. The chairs are.....the table.
9. There is a wardrobe.....the bed.
10. There are toys.....the shelves.
11. There is a camera.....the radio.
12. The table is.....the chairs.

III. Answer the questions:

1. Is there a window in the room?

2. Are there any chairs next to the table?

3. Is there a guitar on the bed?

4. Are there any toys on the shelves?

5. Are there any slippers in front of the bed?

6. Is there a parrot in the room?


सेंट थॉमस स्कूल साहिबाबाद(2020-21)

अभ्यास पत्र-6

कक्षा- तृतीय विषय - हिंदी

संज्ञा, सर्वनाम, विशेषण :

- प्र 1. निम्नलिखित गद्यांश को पढ़कर संज्ञा, सर्वनाम, और विशेषण शब्दों को छांटकर लिखिए।
अमित मेरा दोस्त है। वह मेरी कक्षा में पढ़ता है। वह पढ़ने में बहुत होशियार है। वह कक्षा का मॉनिटर है। वह मेरे घर के पास ही रहता है। वह हमेशा साफ़ कपड़ा पहनता है। वह सभी बड़ों का सम्मान करता है। अकेले होने पर हम दोनों साथ - साथ खेलते हैं। हम साथ - साथ पढ़ाई भी करते हैं। वह मेरे जन्मदिन पर उपहार लेकर आता है। वह मुझे बहुत प्यार करता है। मैं भी उसे बहुत प्रेम करता हूँ। अमित मेरा प्रिय मित्र है।
- प्र 2. संज्ञा और विशेषण की परिभाषा उदाहरण सहित लिखिए।
- प्र 3. सही शब्द छांटकर वाक्य पूरे कीजिए।
(क) यह -----बहुत -----है। (आम/ सफ़ेद/ मीठा।)
(ख) समोसा _____ है। (गरम/ तीखा/ थोड़ा)
(ग) पत्ता _____ है। (हरा / मोटा / टेढ़ा।)
(घ) आकाश में _____ बादल छाए हैं। (काले / नीले/ गोल)
- प्र 4.

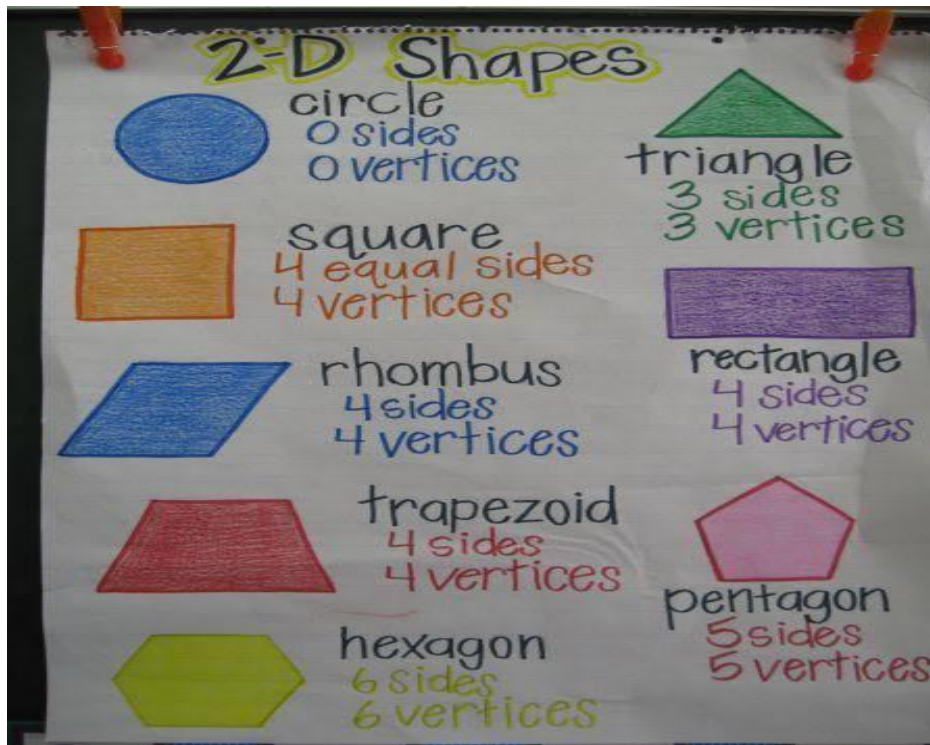


चित्र देखकर पांच पंक्तियां अपने शब्दों में लिखे।


(नोट: यह कार्य एक पतली कॉपी में दिनांक के अनुसार करें।)

ST. THOMAS SCHOOL, SAHIBABAD
MATHEMATICS
WORKSHEET-5 (2020-21)
CLASS - III
Topic- Shapes and Designs

- ❖ A shape can be defined as the form of an object or its outline, outer boundary or outer surface.
- ❖ A closed, two-dimensional or flat figure is called a plane shape.
- ❖ Different plane shapes have different attributes, such as the numbers of sides or corners.
- ❖ A side is a straight line that makes part of the shape, and a corner is where two sides meet.



1. Color all the circles red, all the triangles green and all the squares blue.



2. Match the following shapes with their name.



triangle



rectangle



hexagon



trapezoid



square



circle



rhombus




pentagon



ellipse


3. Find the following shapes in the picture below:

Squares, triangles, rectangles and circles. Color the squares with **red**, the triangles **green**, the rectangles **blue** and the circles **yellow**.



4. Can you figure out what shapes make up into this picture? How many different shapes are there?

Name them. Count the number and write it against the name of each shape.



★ Note: Do the worksheet in a separate notebook or A-4 sheets if the notebook is not available.